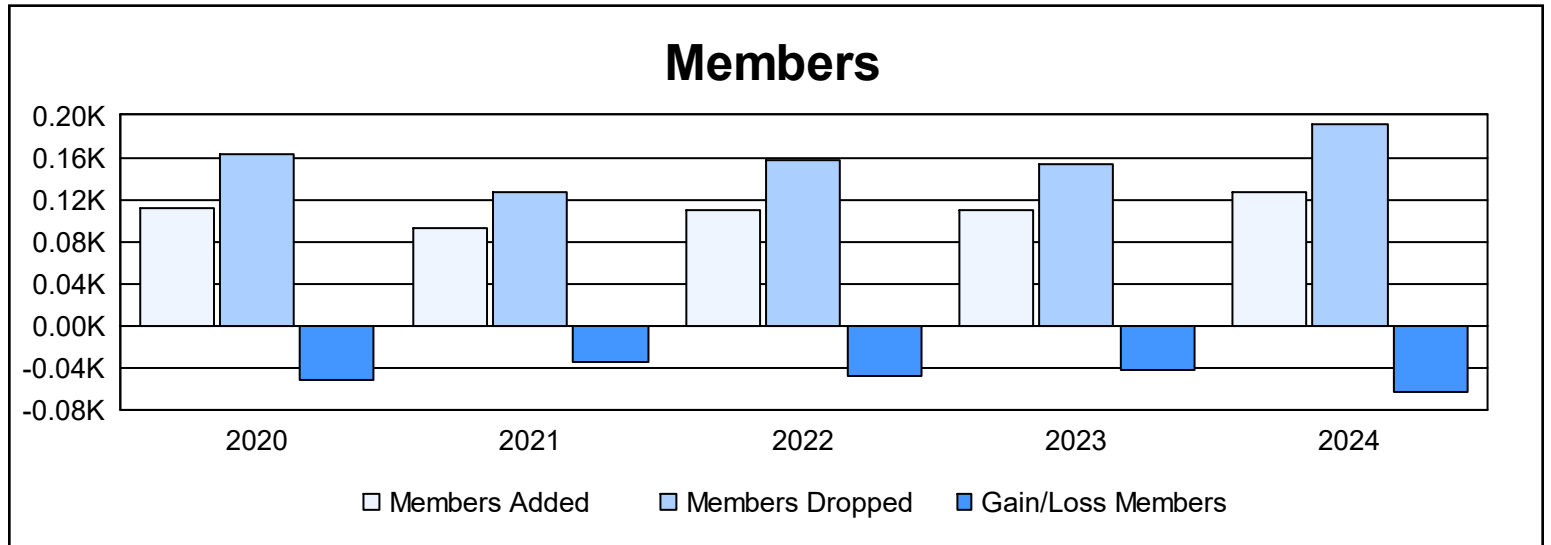
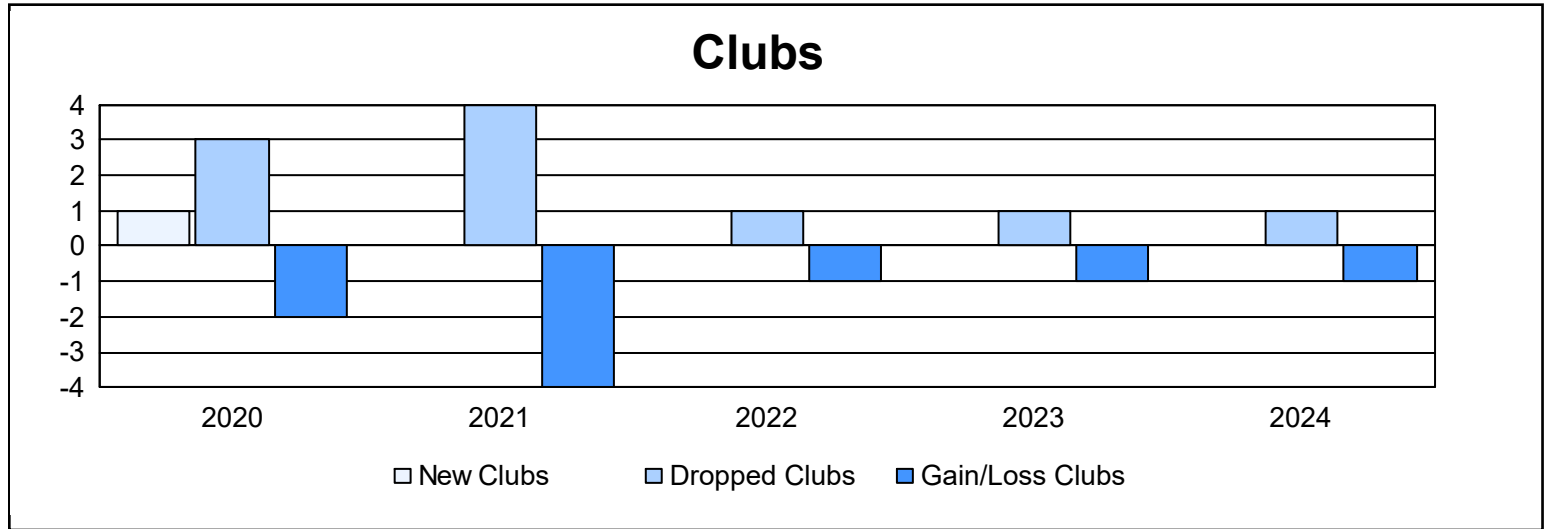
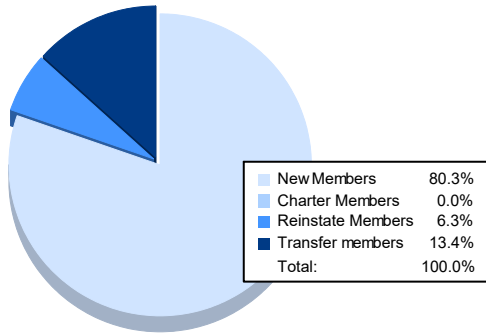


Year	New Clubs	Dropped Clubs	Gain/ Loss Clubs	New Members	Charter Members	Reinstate Members	Transfer Members	Total Member Added	Total Members Dropped	Gain/ Loss Members
2019-2020	1	3	-2	66	24	3	18	111	162	-51
2020-2021	0	4	-4	81	2	2	7	92	126	-34
2021-2022	0	1	-1	103	0	1	6	110	158	-48
2022-2023	0	1	-1	100	2	2	6	110	153	-43
2023-2024	0	1	-1	102	0	8	17	127	191	-64
<b>Average</b>	<b>0</b>	<b>2</b>	<b>-2</b>	<b>90</b>	<b>6</b>	<b>3</b>	<b>11</b>	<b>110</b>	<b>158</b>	<b>-48</b>



### Membership Composition June 2024 Cumulative



### Gender Composition June 2024 Cumulative

